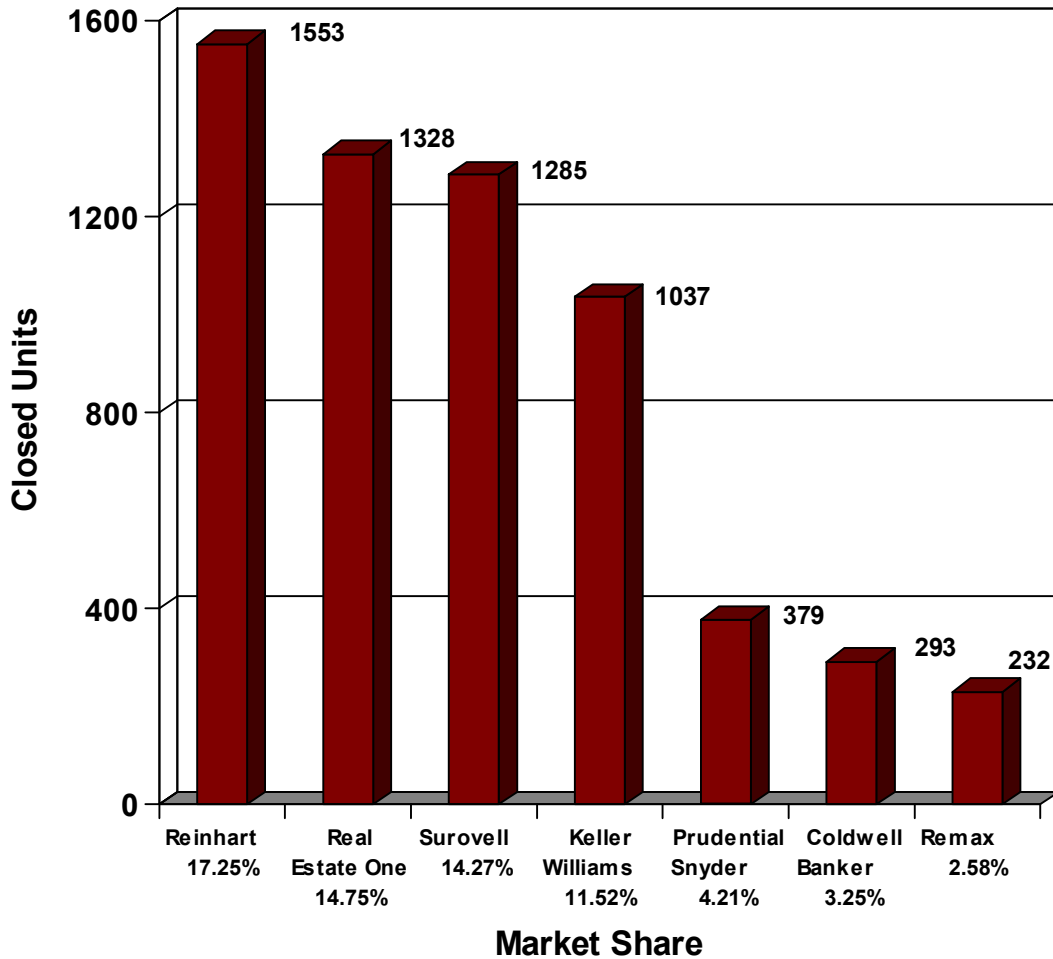
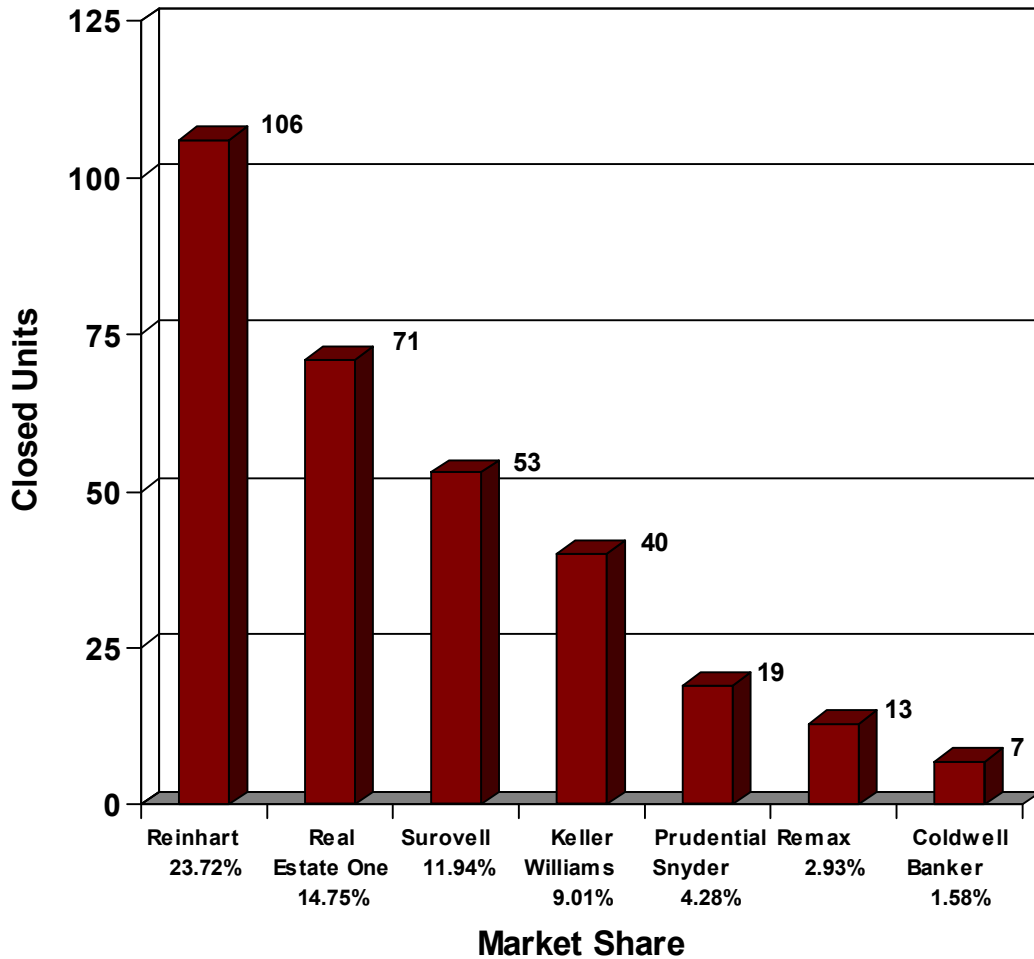


**TOTAL MLS SALES & PERCENTAGE OF MARKET SHARE  
AS OF DECEMBER 31, 2006**



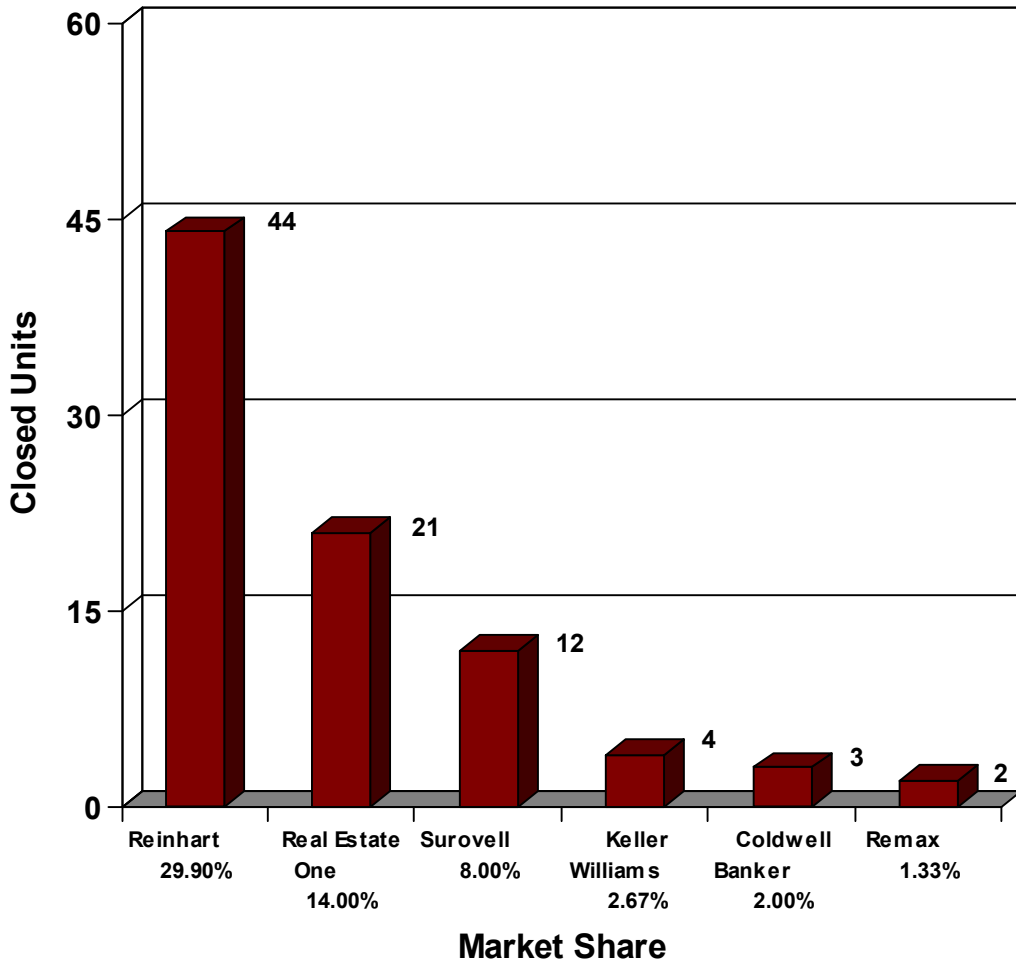
This representation is based in whole or in part on data supplied by the Ann Arbor Area Board of Realtors or its Multiple Listing Service. Neither the Board nor its MLS guarantees or is in any way responsible for its accuracy. Any market data maintained by the Board or its MLS necessarily does not include information on listings not published at the request of the seller, listings of brokers who are not members of the Board or MLS, unlisted properties, rental properties, etc.

**CHELSEA SALES & PERCENTAGE OF MARKET SHARE  
AS OF DECEMBER 31, 2006**



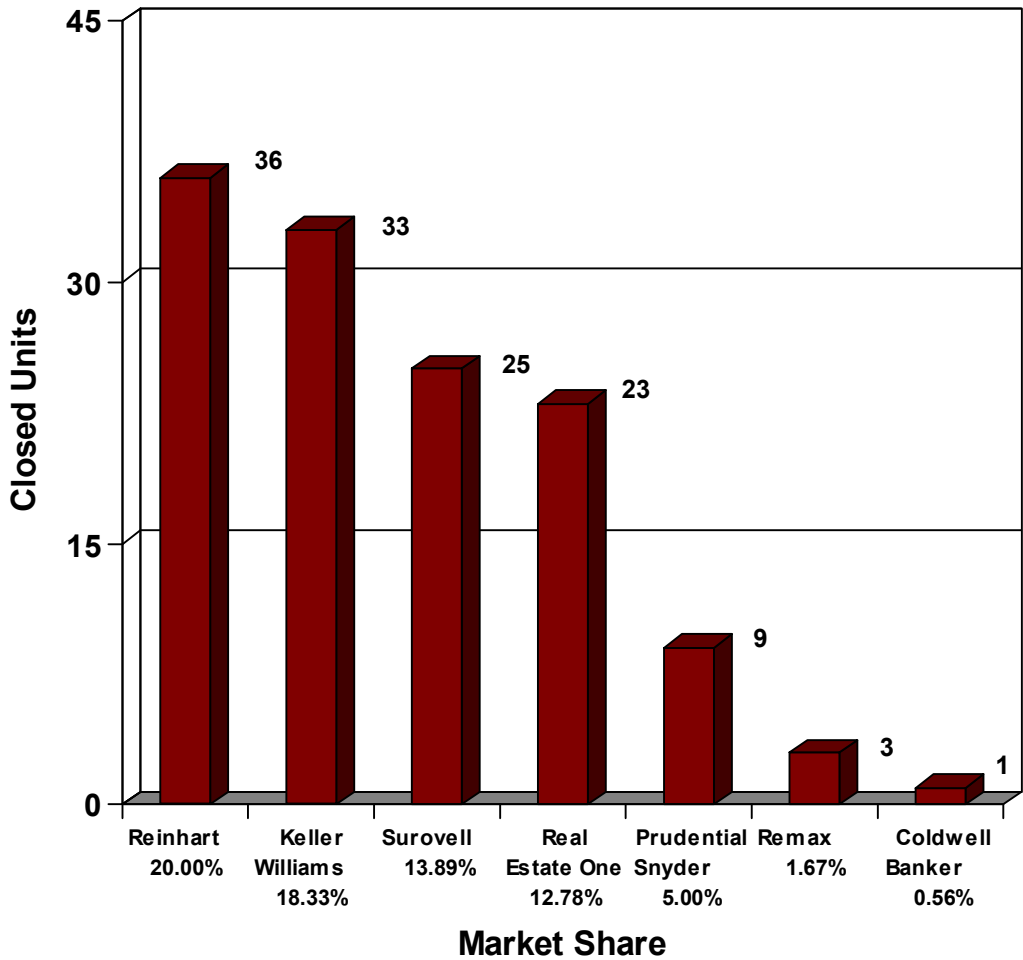
This representation is based in whole or in part on data supplied by the Ann Arbor Area Board of Realtors or its Multiple Listing Service. Neither the Board nor its MLS guarantees or is in any way responsible for its accuracy. Any market data maintained by the Board or its MLS necessarily does not include information on listings not published at the request of the seller, listings of brokers who are not members of the Board or MLS, unlisted properties, rental properties, etc.

**GRASS LAKE SALES & PERCENTAGE OF MARKET SHARE  
AS OF DECEMBER 31, 2006**



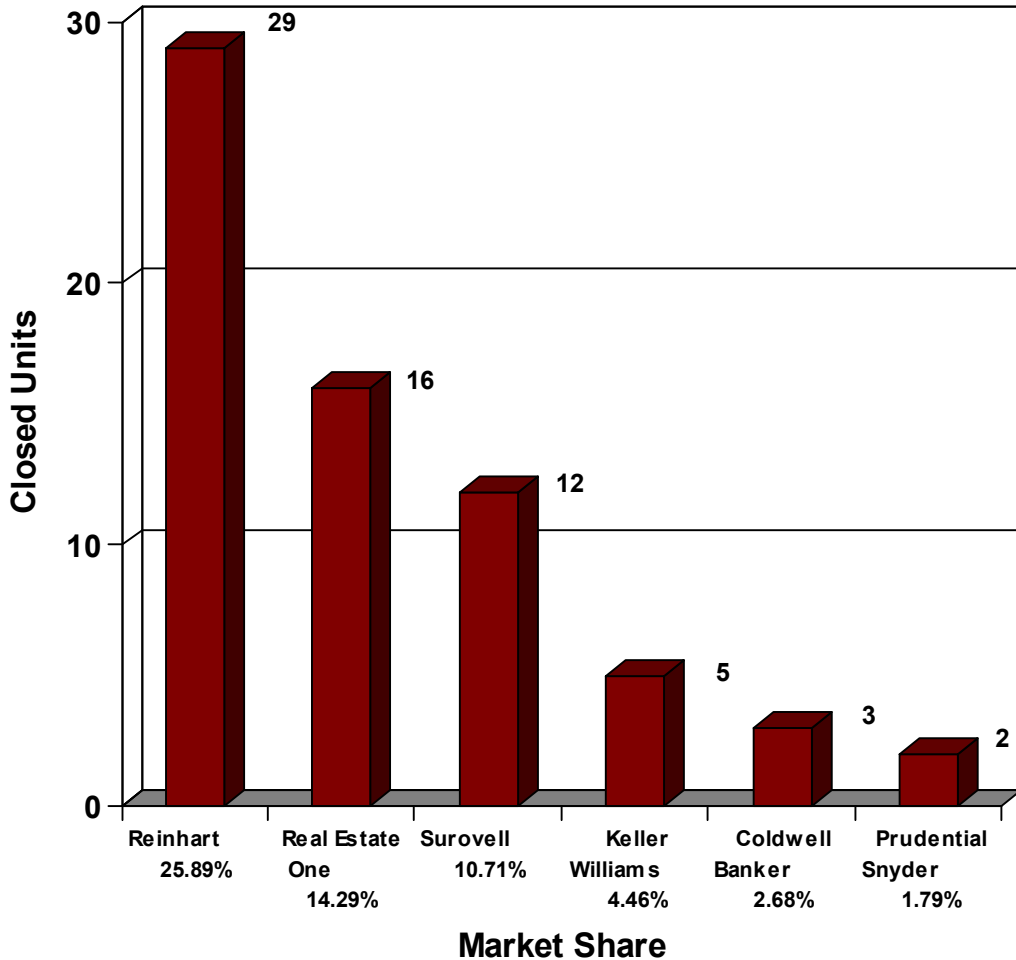
This representation is based in whole or in part on data supplied by the Ann Arbor Area Board of Realtors or its Multiple Listing Service. Neither the Board nor its MLS guarantees or is in any way responsible for its accuracy. Any market data maintained by the Board or its MLS necessarily does not include information on listings not published at the request of the seller, listings of brokers who are not members of the Board or MLS, unlisted properties, rental properties, etc.

**MANCHESTER SALES & PERCENTAGE OF MARKET SHARE  
AS OF DECEMBER 31, 2006**



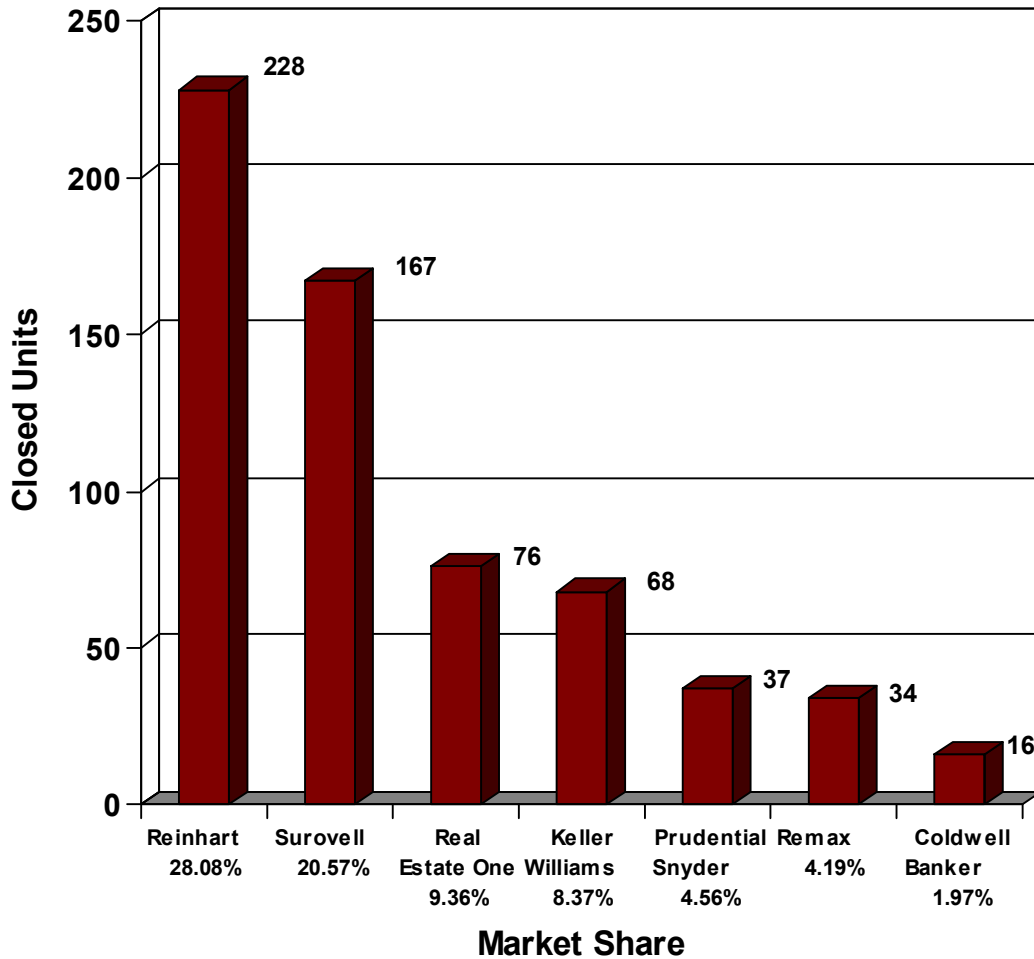
This representation is based in whole or in part on data supplied by the Ann Arbor Area Board of Realtors or its Multiple Listing Service. Neither the Board nor its MLS guarantees or is in any way responsible for its accuracy. Any market data maintained by the Board or its MLS necessarily does not include information on listings not published at the request of the seller, listings of brokers who are not members of the Board or MLS, unlisted properties, rental properties, etc.

**AREA 54: CENTRAL YPSILANTI  
SALES & PERCENTAGE OF MARKET SHARE  
AS OF DECEMBER 31, 2006**



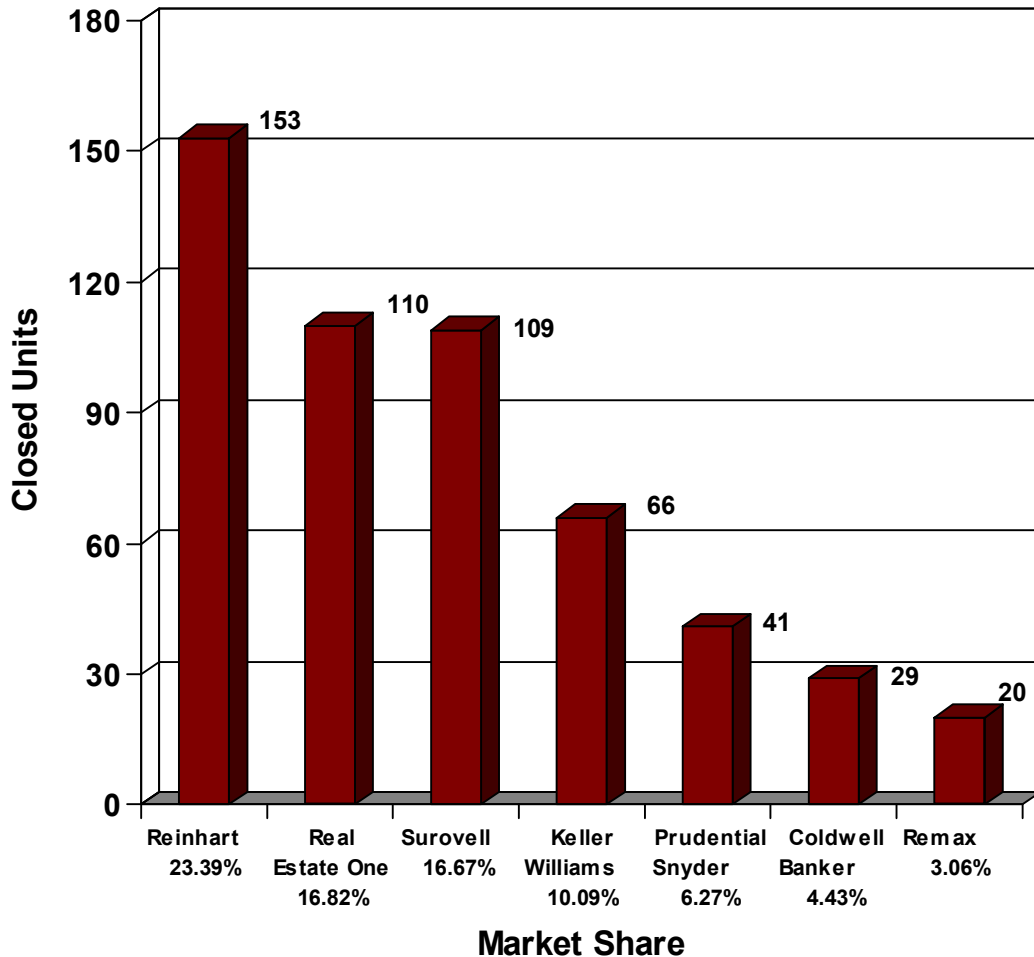
This representation is based in whole or in part on data supplied by the Ann Arbor Area Board of Realtors or its Multiple Listing Service. Neither the Board nor its MLS guarantees or is in any way responsible for its accuracy. Any market data maintained by the Board or its MLS necessarily does not include information on listings not published at the request of the seller, listings of brokers who are not members of the Board or MLS, unlisted properties, rental properties, etc.

**AREA 82: OLD WEST SIDE AND WEST TO ZEEB ROAD  
SALES & PERCENTAGE OF MARKET SHARE  
AS OF DECEMBER 31, 2006**



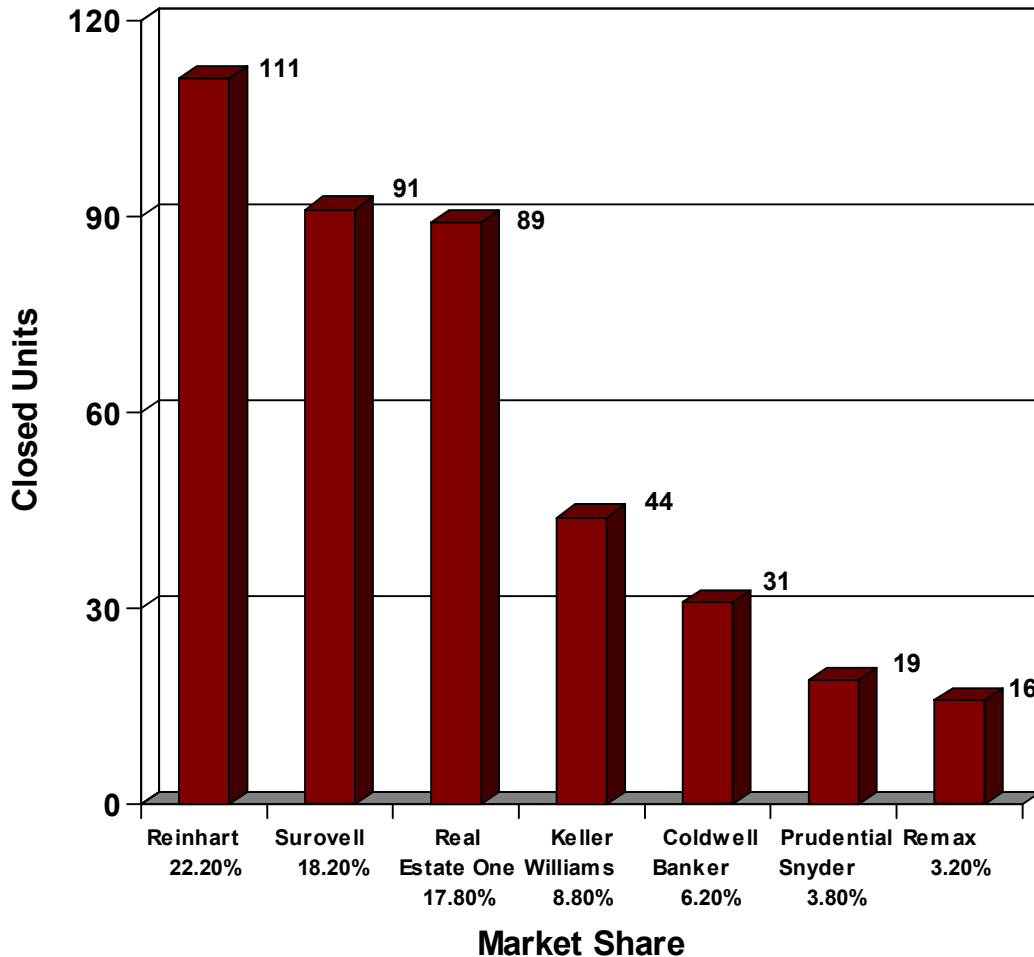
This representation is based in whole or in part on data supplied by the Ann Arbor Area Board of Realtors or its Multiple Listing Service. Neither the Board nor its MLS guarantees or is in any way responsible for its accuracy. Any market data maintained by the Board or its MLS necessarily does not include information on listings not published at the request of the seller, listings of brokers who are not members of the Board or MLS, unlisted properties, rental properties, etc.

**AREA 83: SOUTHWEST FROM MAIN/STADIUM/LIBERTY  
TO PLEASANT LAKE ROAD  
SALES & PERCENTAGE OF MARKET SHARE  
AS OF DECEMBER 31, 2006**



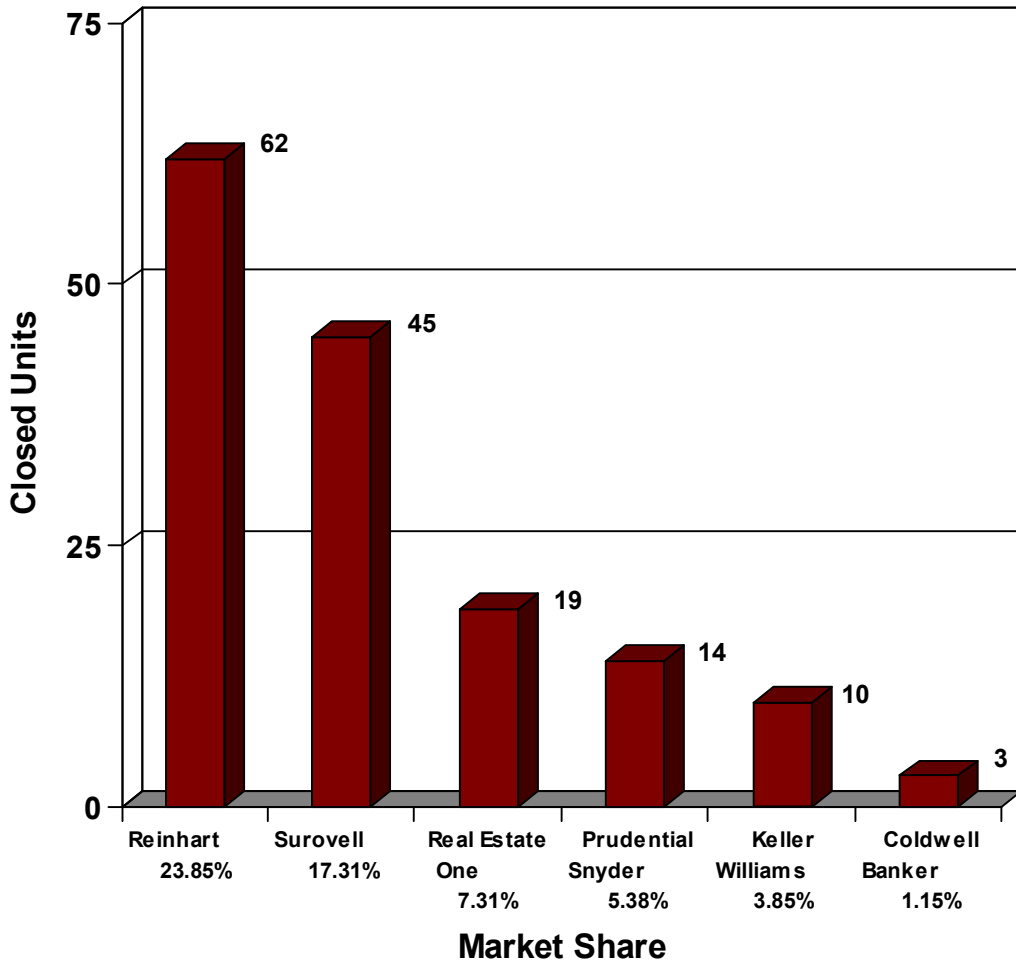
This representation is based in whole or in part on data supplied by the Ann Arbor Area Board of Realtors or its Multiple Listing Service. Neither the Board nor its MLS guarantees or is in any way responsible for its accuracy. Any market data maintained by the Board or its MLS necessarily does not include information on listings not published at the request of the seller, listings of brokers who are not members of the Board or MLS, unlisted properties, rental properties, etc.

**AREA 87: NORTHEAST ANN ARBOR, NORTH OF PLYMOUTH ROAD  
SALES & PERCENTAGE OF MARKET SHARE  
AS OF DECEMBER 31, 2006**



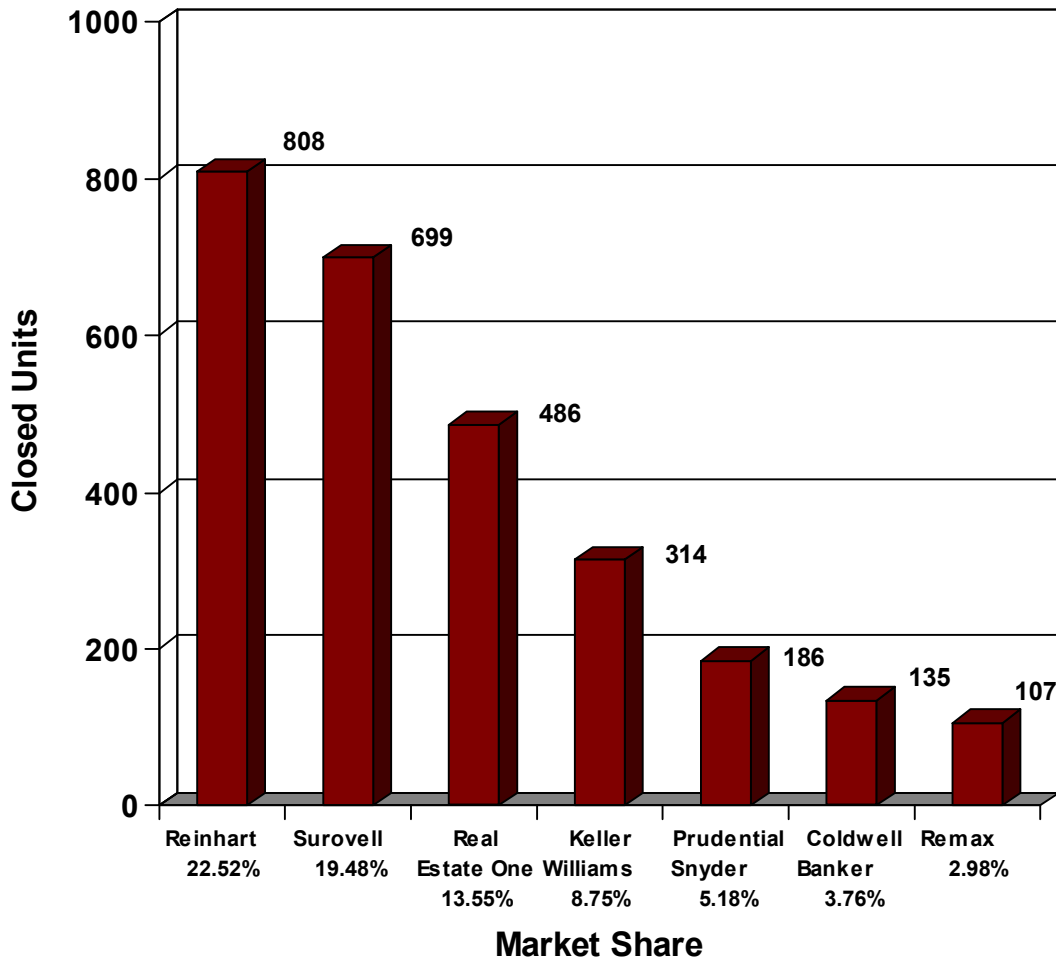
This representation is based in whole or in part on data supplied by the Ann Arbor Area Board of Realtors or its Multiple Listing Service. Neither the Board nor its MLS guarantees or is in any way responsible for its accuracy. Any market data maintained by the Board or its MLS necessarily does not include information on listings not published at the request of the seller, listings of brokers who are not members of the Board or MLS, unlisted properties, rental properties, etc.

**AREA 88: CENTRAL ANN ARBOR, BURNS PARK  
AND EAST TO WASHTENAW  
SALES & PERCENTAGE OF MARKET SHARE  
AS OF DECEMBER 31, 2006**



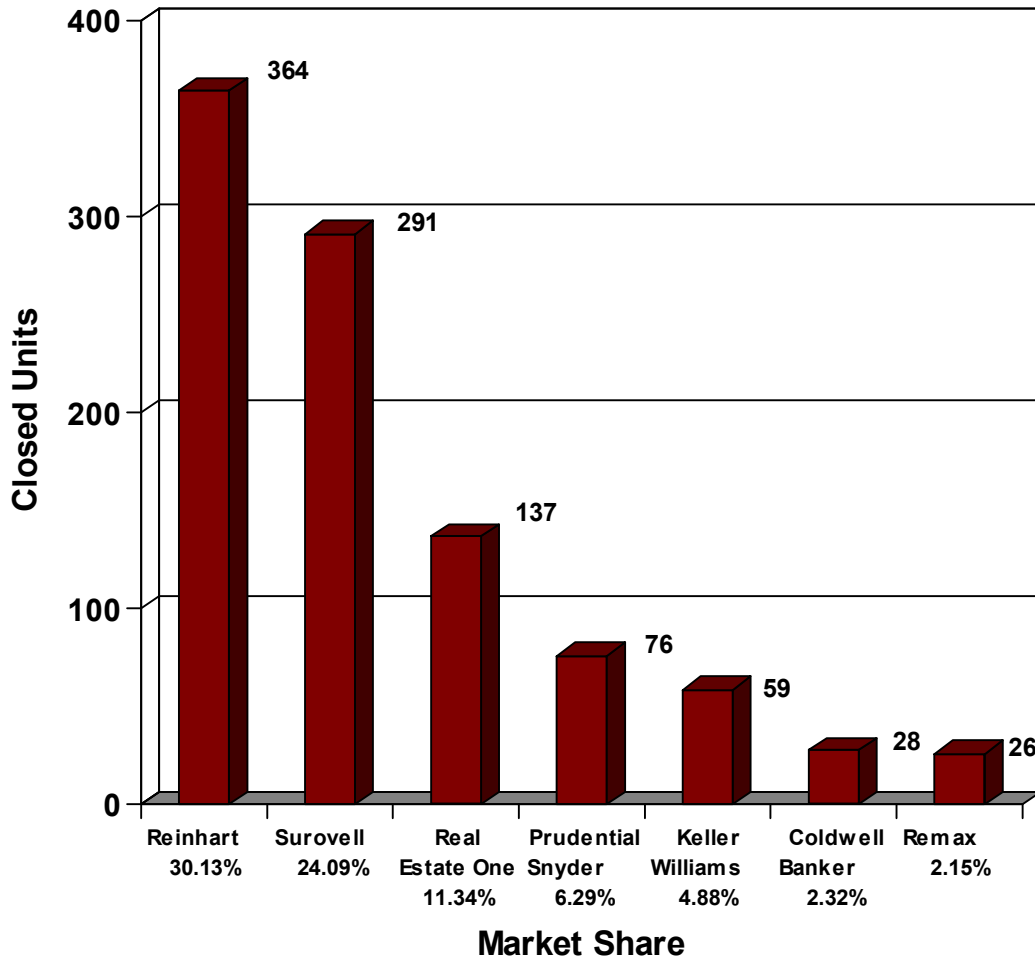
This representation is based in whole or in part on data supplied by the Ann Arbor Area Board of Realtors or its Multiple Listing Service. Neither the Board nor its MLS guarantees or is in any way responsible for its accuracy. Any market data maintained by the Board or its MLS necessarily does not include information on listings not published at the request of the seller, listings of brokers who are not members of the Board or MLS, unlisted properties, rental properties, etc.

**ANN ARBOR SALES & PERCENTAGE OF MARKET SHARE  
AS OF DECEMBER 31, 2006**



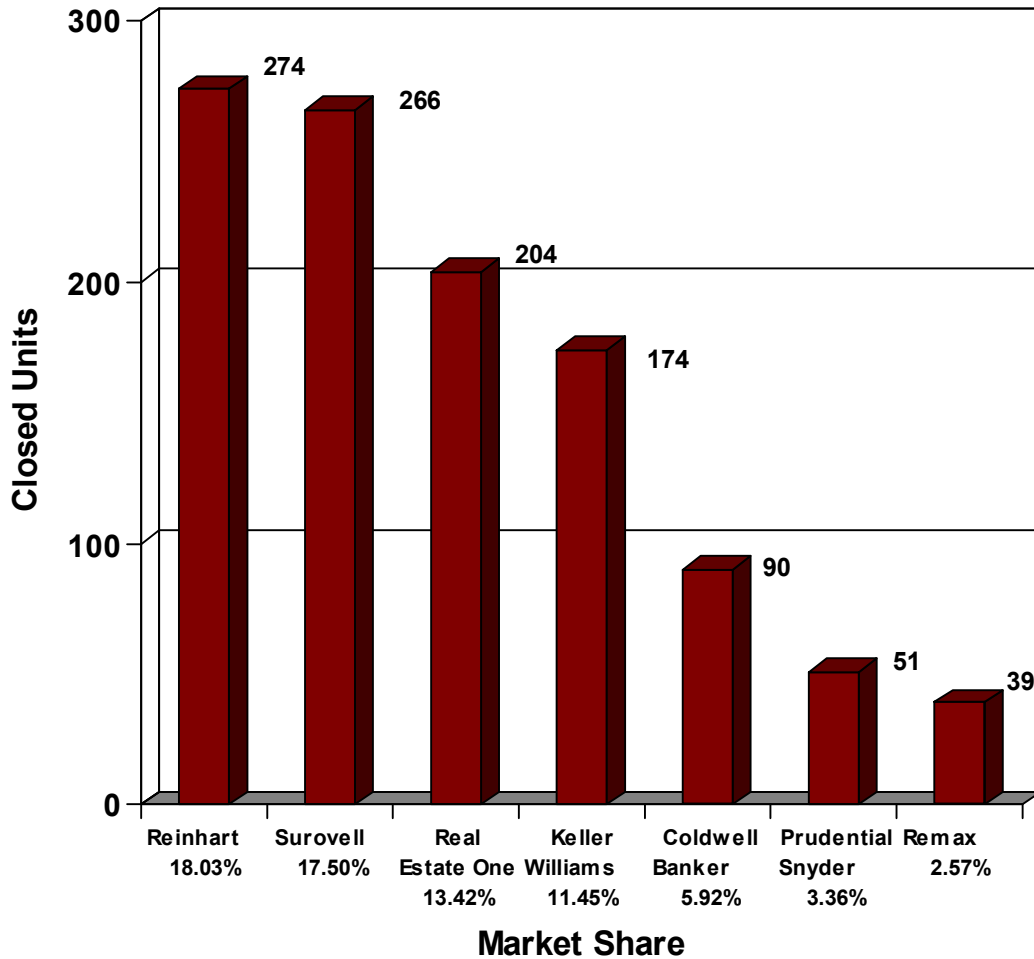
This representation is based in whole or in part on data supplied by the Ann Arbor Area Board of Realtors or its Multiple Listing Service. Neither the Board nor its MLS guarantees or is in any way responsible for its accuracy. Any market data maintained by the Board or its MLS necessarily does not include information on listings not published at the request of the seller, listings of brokers who are not members of the Board or MLS, unlisted properties, rental properties, etc.

**ANN ARBOR MARKET, OVER \$300,000  
SALES & PERCENTAGE OF MARKET SHARE  
AS OF DECEMBER 31, 2006**



This representation is based in whole or in part on data supplied by the Ann Arbor Area Board of Realtors or its Multiple Listing Service. Neither the Board nor its MLS guarantees or is in any way responsible for its accuracy. Any market data maintained by the Board or its MLS necessarily does not include information on listings not published at the request of the seller, listings of brokers who are not members of the Board or MLS, unlisted properties, rental properties, etc.

## CONDOMINIUM SALES & PERCENTAGE OF MARKET SHARE AS OF DECEMBER 31, 2006



This representation is based in whole or in part on data supplied by the Ann Arbor Area Board of Realtors or its Multiple Listing Service. Neither the Board nor its MLS guarantees or is in any way responsible for its accuracy. Any market data maintained by the Board or its MLS necessarily does not include information on listings not published at the request of the seller, listings of brokers who are not members of the Board or MLS, unlisted properties, rental properties, etc.